

EJ BioMed

An Eldon James Company


Sanitary Flange Fittings

Eldon James sanitary flange fittings were designed for single-use fluid transfer systems, manifolds and other sensitive applications where a quick and secure sanitary connection is needed.

The single-barb construction offers superior connections to TPE tubing such as Flexelene™ FX, CFX, FLXC tubing allowing for ease of assembly but at much higher pressure ratings and reducing potential leakage. Flexelene™ 135C (FLXC) offers superior pumping with low spallation and flexibility at higher temperatures.

They are offered in two flange sizes, 3/4" (mini) and 1" (maxi) in five materials. Barb sizes include 1/4", 3/8", 1/2", 3/4" and 1".

Suitable for use in many industries including single use pharmaceutical, biotech, beverage, dairy, food and other industries where sanitary product flow is important.



Typical Applications:

- Fluid Transfer Applications
- Single-Use Assemblies
- Container Transport Systems and Manifolds

Product Features:

- Smooth Inside Diameter Surface to Reduce Turbulence and Dead Space – 2-3 Micro-inches. 3X better than others on the market
- Class 7 Cleanroom Manufactured
- Material Certificate and Lot Traceability
- ISO 13485, ISO 9001 Certified Facility

Leak Testing:

- Tested with Flexelene™ (FX and CFX) tubing to burst of tubing at 180psi – 285psi

Materials Available:

- CrystalVu™ is a BPA-free Alternative to Polycarbonate
- Polysulphone
- Animal Derived Free Polypropylene
- Natural Kynar



Mini and 1" Flange to Barb Sanitary Flange Fittings

Barbs are specifically designed for ease of assembly and optimized seal with TPE tubing.



CrystalVu™	
SF12-SB4-CVU	Mini Sanitary Flange x 1/4" Barb
SF12-SB6-CVU	Mini Sanitary Flange x 3/8" Barb
SF12-SB8-CVU	Mini Sanitary Flange x 1/2" Barb

Polysulphone	
SF12-SB4-PS	Mini Sanitary Flange x 1/4" Barb
SF12-SB6-PS	Mini Sanitary Flange x 3/8" Barb
SF12-SB8-PS	Mini Sanitary Flange x 1/2" Barb

Polypropylene	
SF12-SB4-PP	Mini Sanitary Flange x 1/4" Barb
SF12-SB6-PP	Mini Sanitary Flange x 3/8" Barb
SF12-SB8-PP	Mini Sanitary Flange x 1/2" Barb

Natural Kynar (PVDF)	
SF12-SB4-NK	Mini Sanitary Flange x 1/4" Barb
SF12-SB6-NK	Mini Sanitary Flange x 3/8" Barb
SF12-SB8-NK	Mini Sanitary Flange x 1/2" Barb

Validation Packages available for each of the materials.

CrystalVu™	
SF16-SB4-CVU	1" Sanitary Flange x 1/4" Barb
SF16-SB6-CVU	1" Sanitary Flange x 3/8" Barb
SF16-SB8-CVU	1" Sanitary Flange x 1/2" Barb
SF16-SB12-CVU	1" Sanitary Flange x 3/4" Barb
SF16-SB16-CVU	1" Sanitary Flange x 1" Barb

Polysulphone	
SF16-SB4-PS	1" Sanitary Flange x 1/4" Barb
SF16-SB6-PS	1" Sanitary Flange x 3/8" Barb
SF16-SB8-PS	1" Sanitary Flange x 1/2" Barb
SF16-SB12-PS	1" Sanitary Flange x 3/4" Barb
SF16-SB16-PS	1" Sanitary Flange x 1" Barb

Polypropylene	
SF16-SB4-PP	1" Sanitary Flange x 1/4" Barb
SF16-SB6-PP	1" Sanitary Flange x 3/8" Barb
SF16-SB8-PP	1" Sanitary Flange x 1/2" Barb
SF16-SB12-PP	1" Sanitary Flange x 3/4" Barb
SF16-SB16-PP	1" Sanitary Flange x 1" Barb

Natural Kynar (PVDF)	
SF16-SB4-NK	1" Sanitary Flange x 1/4" Barb
SF16-SB6-NK	1" Sanitary Flange x 3/8" Barb
SF16-SB8-NK	1" Sanitary Flange x 1/2" Barb
SF16-SB12-NK	1" Sanitary Flange x 3/4" Barb
SF16-SB16-NK	1" Sanitary Flange x 1" Barb

**Call today for a free sample of
our TPE Tubing and Sanitary
Flange Fittings.
970-667-2728**



SeriesLock™

CHANGING THE WAY YOU CONNECT

SeriesLock™ is a new, innovative, quick-connect coupler that allows a larger volume of fluid to pass through at lower line pressures. Available in a variety of materials and female and male connections.

Sanitary Flange Female 1/4", 5/16" 3/8", 1/2" 5/8" and 3/4" and Male – 1/8", 3/16", 1/4", 5/16", 3/8", 1/2" 5/8" and 3/4"




Part Number Schema 100 Series:

X	-	X	X	-	X	X	-	#	-	#
SERIES TYPE: BSF12 - SANITARY FLANGE 3/4" SF24 - SANITARY FLANGE 1-1/2"		BODY TYPE: M - MALE F - FEMALE	FLOW TYPE: O - OPEN FLOW V - VALVE FLOW	MATERIAL: K - KYNAR P - POLYPROPYLENE S - POLYSULFONE	BUTTON COLOR: <i>(female only)</i> O - ORANGE W - WHITE R - RED B - BLUE	O-RING TYPE: B - BUNA-N E - EPDM S - SILICONE V - VITON NL - NON-LUBE SILICONE	SPRING TYPE: S - 302 SST E - NON-METALLIC	SIZE: 2 - 1/8" 3 - 3/16" 4 - 1/4" 5 - 5/16" 6 - 3/8" 8 - 1/2" 10 - 5/8" 12 - 3/4"		PACKAGE QTY: 01 - SINGLE UNIT 10 - 10 PK

Connect with us
for more information and other
SeriesLock™ Products

Accessories - Silicone Gasket, Tri-Clamps and Caps



Silicone Gaskets	
42MP-RXC1/2	Platinum Cured 1/2" Gasket*
40MP-RXC1	Platinum Cured 1" Gasket

* The 1/2" gasket will accommodate the Mini 1/4", 3/8" and 1/2" barb sizes.



Sanitary Flange Clamps	
NG075WHT	0.50" - 0.75" Bio-Clamp White Glass Reinforced Nylon
NG150WHT	1.00" - 1.50" Bio-Clamp White Glass Reinforced Nylon



Caps	
SF12-CAP-PP	Mini Sanitary Flange in Polypropylene
SF12-CAP-NK	Mini Sanitary Flange in Natural Kynar
SF12-CAP-CVU	Mini Sanitary Flange in CrystalVu™
SF16-CAP-PP	1" Sanitary Flange in Polypropylene
SF16-CAP-NK	1" Sanitary Flange in Natural Kynar
SF16-CAP-CVU	1" Sanitary Flange in CrystalVu™



Sizing Guide - Sanitary Flange

Sanitary flange fittings; commonly known as Tri-clamps, are used in many industries including single use pharmaceutical, biotech, beverage, dairy, food and other industries. These fittings are typically used where sanitary product flow and a high degree of purity with minimal risk of contamination is important.

Choosing the right size fitting can help minimize or eliminate contamination, bacterial growth, leaks.

Determining the correct size sanitary flange or tri-clamp for your tube.

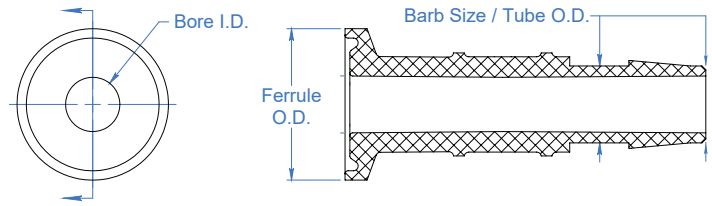
The size of the Tri-clamp or sanitary flange is determined by the outside diameter (OD) of the tube end (barb/barb neck), and NOT the outside diameter of the ferrule (flange) end.

This distinction is important because the Tri-clamp flange, which follows a standard, is approximately 1/2" larger than the tube end and is the most common point of confusion.

Thus a 1" fitting, will have a ferrule (flange) end that is 1.984" (almost 2"), and if we go by the flange measurement and order a 2" sanitary flange to match, the fitting will arrive about 1/2" too large.

Another significant point of confusion comes from the smaller OD tubing end. The 1/4", 3/8", 1/2" and 3/4" tube ends all share the 3/4" Tri-clamp ferrule (0.984" flange), and the same is true for the 1" and 1.5" tube end which share the 1.5" Tri-clamp ferrule (1.984" flange).

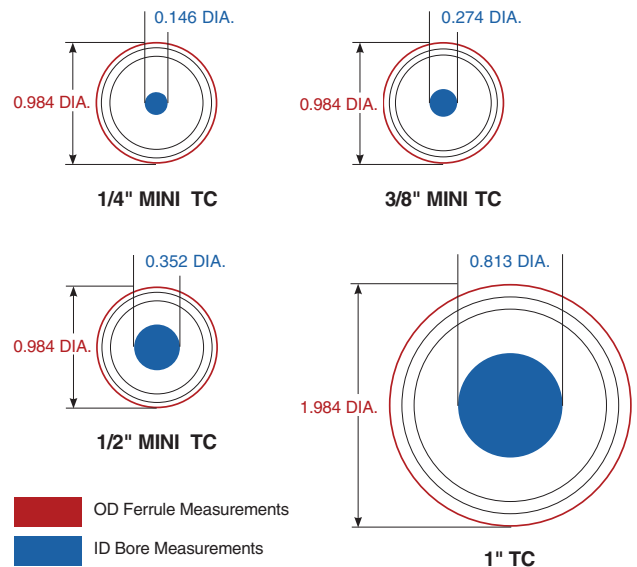
An alternative method to determine the correct Tri-clamp size is to measure the outside diameter of the ferrule (flange) end and the bore ID and reference the measurements in the chart.



ELDON JAMES SANITARY FLANGE SIZING GUIDE			
	BARB SIZE/TUBE OD	SANITARY SIZE	GASKET SIZE
1	(1/4") .250	Mini	1/4" Mini*
2	(3/8") .375	Mini	3/8" Mini*
3	(1/2") .500	Mini	1/2" Mini*
4	(1") 1.000	1 INCH	1"

	CLAMP SIZE	BORE I.D.	FERRULE O.D.
1	1/2" to 3/4"	.146	.984
2	1/2" to 3/4"	.274	.984
3	1/2" to 3/4"	.352	.984
4	1 or 1 1/2"	.813	1.984

* Eldon James Part# 42MP-RXC1/2 will accommodate the Mini 1/4", 3/8" and 1/2" barb sizes.



Contact us at:
sales@eldonjames.com
 970-667-2728



WWW.ELDONJAMES.COM

Consider qualifying one manufacturer for all your tubing, fitting, and assembly products.

