

TUBE

Fittings



Straight Throughs
PG-23



Straight Through Reducers
PG-24



Elbows
PG-27



Elbow Reducers
PG-28



Tees
PG-29



Tee Reducers
PG-30



Ys
PG-32



Y Reducers
PG-34



Multiports
PG-34



Multiport Reducers
PG-35



Press-In Plugs
PG-36



Ultrasonically Weldable Barbs
PG-37



Panel Mounts & Accessories
PG-37



Nordson MEDICAL offers barbed tube fittings and tubing connectors in sizes ranging from 1/16" (1.6 mm) to 1" (25.4 mm) tubing ID in over 100 separate configurations in nylon, polypropylene, polycarbonate and PVDF, with other engineering resins available on special order. Available barbed fitting styles include straight tube connectors, elbow fittings, tee fittings, crosses, Y (wye) connectors, multi-port connectors, and multiple straight, elbow and tee reducer combinations.

Several barb styles are offered to provide designers the widest range of assembly forces, pulloff resistance and blowoff resistance – without the need for clamps. Review the descriptions for each of the styles to determine what's best for your application.

Small Bore Barb Styles


Tube ID	Classic	200 Series	400 Series	500 Series
1/16" (1.6 mm)	X	X	X	X
3/32" (2.4 mm)	X	X	X	X
1/8" (3.2 mm)	X	X	X	X
5/32" (4.0 mm)	X	X	X	X
3/16" (4.8 mm)	X	X	X	X
1/4" (6.4 mm)	X	X	X	X
5/16" (8.0 mm)				X

Large Bore Barb Styles

Tube ID	500 Series	600 Series	900 Series
3/8" (9.5 mm)	X	X	X
1/2" (12.7 mm)	X	X	X
5/8" (16.0 mm)	X	X	
3/4" (19.0 mm)	X	X	
1" (25.4 mm)	X	X	

AA (-1 -6005 -J1A)

Straight Through Connector with Classic Series Barbs, 1/16" (1.6 mm) ID Tubing



N210 (-1 -2 -6005 -9 -J1A)

Straight Through Connector with 200 Series Barbs, 1/16" (1.6 mm) ID Tubing



N410 (-1 -6005 -J1A)

Straight Through Connector with 400 Series Barbs, 1/16" (1.6 mm) ID Tubing



N004 (-6005 -9 -J1A)

Straight Through Connector with 500 Series Barbs, 1/16" (1.6 mm) ID Tubing



DD (-1 -2 -6005 -9)

Straight Through Connector with Classic Series Barbs, 3/32" (2.4 mm) ID Tubing



N220 (-1 -6005 -9)

Straight Through Connector with 200 Series Barbs, 3/32" (2.4 mm) ID Tubing



N420 (-1 -6005 -J1A)

Straight Through Connector with 400 Series Barbs, 3/32" (2.4 mm) ID Tubing



N007 (-1 -2)

Straight Through Connector with 500 Series Barbs, 3/32" (2.4 mm) ID Tubing



CC (-1 -6005 -J1A)

Straight Through Connector with Classic Series Barbs, 1/8" (3.2 mm) ID Tubing



N230 (-1 -2 -3 -5 -6005 -9 -J1A)

Straight Through Connector with 200 Series Barbs, 1/8" (3.2 mm) ID Tubing




N430 (-1 -6005)

Straight Through Connector with 400 Series Barbs, 1/8" (3.2 mm) ID Tubing



N013 (-1 -6005 -9 -J1A -9002)

Straight Through Connector with 500 Series Barbs, 1/8" (3.2 mm) ID Tubing



4040 (-1 -2 -6005 -J1A)

Straight Through Connector with Classic Series Barbs, 5/32" (4.0 mm) ID Tubing



N440 (-6005 -J1A)

Straight Through Connector with 400 Series Barbs, 5/32" (4.0 mm) ID Tubing



N025 (-1 -6005)

Straight Through Connector with 500 Series Barbs, 5/32" (4.0 mm) ID Tubing



5050 (-1 -2 -6005 -9002)

Straight Through Connector with Classic Series Barbs, 3/16" (4.8 mm) ID Tubing



N035 (-1 -6005)

Straight Through Connector with 500 Series Barbs, 3/16" (4.8 mm) ID Tubing



6060 (-6005 -9 -J1A)

Straight Through Connector with Classic Series Barbs, 1/4" (6.4 mm) ID Tubing



N055 (-2 -6005 -9)

Straight Through Connector with 500 Series Barbs, 1/4" (6.4 mm) ID Tubing



N065 (-2 -6005 -J1A)

Straight Through Connector with 500 Series Barbs, 5/16" (8 mm) ID Tubing



LARGE TUBE FITTINGS: Straight Through



Reference part shown: N670

Due to size we are not able to display all large tube fittings. Please see www.nordsonmedical.com for part reference. Minimum package quantities vary by tube IDs, please verify minimum package sizes when placing orders.

N070 (-6005 -9)

Straight Through Connector with 500 Series Barbs, 3/8" (9.5 mm) ID Tubing

N670 (-6005 -9 -J1A)

Straight Through Connector with 600 Series Barbs, 3/8" (9.5 mm) ID Tubing

N080 (-6005)

Straight Through Connector with 500 Series Barbs, 1/2" (12.7 mm) ID Tubing

N680 (-6005 -J1A)

Straight Through Connector with 600 Series Barbs, 1/2" (12.7 mm) ID Tubing

N090 (-0)

Straight Through Connector with 500 Series Barbs, 5/8" (16.0 mm) ID Tubing

N690 (-0 -6005)

Straight Through Connector with 600 Series Barbs, 5/8" (16.0 mm) ID Tubing

N100 (-6005)

Straight Through Connector with 500 Series Barbs, 3/4" (19.0 mm) ID Tubing

N6100 (-6005)

Straight Through Connector with 600 Series Barbs, 3/4" (19.0 mm) ID Tubing

N110 (-0)

Straight Through Connector with 500 Series Barbs, 1" (25.4 mm) ID Tubing

N6110 (-6005)

Straight Through Connector with 600 Series Barbs, 1" (25.4 mm) ID Tubing

TUBE FITTINGS: Straight Through Reducer

AD (-1 -6005 -J1A)

Straight Through Reduction Connector with Classic Series Barbs, 3/32" (2.4 mm) and 1/16" (1.6 mm) ID Tubing



N220/210 (-1 -6005)

Straight Through Reduction Connector with 200 Series Barbs, 3/32" (2.4 mm) and 1/16" (1.6 mm) ID Tubing



N420/410 (-1 -2 -6005 -10 -J1A)

Straight Through Reduction Connector with 400 Series Barbs, 3/32" (2.4 mm) and 1/16" (1.6 mm) ID Tubing



N007/004 (-6005)

Straight Through Reduction Connector with 500 Series Barbs, 3/32" (2.4 mm) and 1/16" (1.6 mm) ID Tubing



AC (-0 -1 -2 -6005 -J1A)

Straight Through Reduction Connector with Classic Series Barbs, 1/8" (3.2 mm) and 1/16" (1.6 mm) ID Tubing



N230/210 (-1 -6005 -9)

Straight Through Reduction Connector with 200 Series Barbs, 1/8" (3.2 mm) and 1/16" (1.6 mm) ID Tubing



N430/410 (-1 -6005)

Straight Through Reduction Connector with 400 Series Barbs, 1/8" (3.2 mm) and 1/16" (1.6 mm) ID Tubing



N013/004 (-1 -2 -6005 -9)

Straight Through Reduction Connector with 500 Series Barbs, 1/8" (3.2 mm) and 1/16" (1.6 mm) ID Tubing



DC (-1 -6005 -9)

Straight Through Reduction Connector with Classic Series Barbs, 1/8" (3.2 mm) and 3/32" (2.4 mm) ID Tubing



N230/220 (-1 -6005 -07 -9 -J1A)

Straight Through Reduction Connector with 200 Series Barbs, 1/8" (3.2 mm) and 3/32" (2.4 mm) ID Tubing



N430/420 (-1 -2 -6005 -6012)

Straight Through Reduction Connector with 400 Series Barbs, 1/8" (3.2 mm) and 3/32" (2.4 mm) ID Tubing




N013/007 (-1 -2 -6005 -6012 -9002)

Straight Through Reduction Connector with 500 Series Barbs, 1/8" (3.2 mm) and 3/32" (2.4 mm) ID Tubing



1040 (-1 -6005 -9)

Straight Through Reduction Connector with Classic Series Barbs, 5/32" (4.0 mm) and 1/16" (1.6 mm) ID Tubing



N025/004 (-1 -2)

Straight Through Reduction Connector with 500 Series Barbs, 5/32" (4.0 mm) and 1/16" (1.6 mm) ID Tubing



2040 (-1 -6005 -9)

Straight Through Reduction Connector with Classic Series Barbs, 5/32" (4.0 mm) and 3/32" (2.4 mm) ID Tubing



N025/007 (-9)

Straight Through Reduction Connector with 500 Series Barbs, 5/32" (4.0 mm) and 3/32" (2.4 mm) ID Tubing



3040 (-1 -2 -6005 -9 -J1A)

Straight Through Reduction Connector with Classic Series Barbs, 5/32" (4.0 mm) and 1/8" (3.2 mm) ID Tubing



N025/013 (-1 -6005 -9 -J1A)

Straight Through Reduction Connector with 500 Series Barbs, 5/32" (4.0 mm) and 1/8" (3.2 mm) ID Tubing



1050 (-1 -6005 -9)

Straight Through Reduction Connector with Classic Series Barbs, 3/16" (4.8 mm) and 1/16" (1.6 mm) ID Tubing



2050 (-1 -6005 -9)

Straight Through Reduction Connector with Classic Series Barbs, 3/16" (4.8 mm) and 3/32" (2.4 mm) ID Tubing



N035/007 (-2 -6005 -9)

Straight Through Reduction Connector with 500 Series Barbs, 3/16" (4.8 mm) and 3/32" (2.4 mm) ID Tubing




3050 (-1 -6005 -81 -9 -J1A)

Straight Through Reduction Connector with Classic Series Barbs, 3/16" (4.8 mm) and 1/8" (3.2 mm) ID Tubing



N035/013 (-1 -6005 -81 -J1A)

Straight Through Reduction Connector with 500 Series Barbs, 3/16" (4.8 mm) and 1/8" (3.2 mm) ID Tubing



4050 (-2 -6005 -9 -J1A)

Straight Through Reduction Connector with Classic Series Barbs, 3/16" (4.8 mm) and 5/32" (4.0 mm) ID Tubing



N035/025 (-2 -6005 -9)

Straight Through Reduction Connector with 500 Series Barbs, 3/16" (4.8 mm) and 5/32" (4.0 mm) ID Tubing



3060 (-1 -6005 -9 -J1A -J1A2)

Straight Through Reduction Connector with Classic Series Barbs, 1/4" (6.4 mm) and 1/8" (3.2 mm) ID Tubing



N055/013 (-6005 -J1A)

Straight Through Reduction Connector with 500 Series Barbs, 1/4" (6.4 mm) and 1/8" (3.2 mm) ID Tubing



4060 (-1 -6005 -J1A)

Straight Through Reduction Connector with Classic Series Barbs, 1/4" (6.4 mm) and 5/32" (4.0 mm) ID Tubing



N055/025 (-1 -2 -6005)

Straight Through Reduction Connector with 500 Series Barbs, 1/4" (6.4 mm) and 5/32" (4.0 mm) ID Tubing



TUBE FITTINGS: Straight Through Reducer

5060 (-1 -6005 -9 -9002 -J1A)
Straight Through Reduction Connector with Classic Series Barbs,
1/4" (6.4 mm) and 3/16" (4.8 mm) ID Tubing



N055/035 (-2 -6005)
Straight Through Reduction Connector with 500 Series Barbs,
1/4" (6.4 mm) and 3/16" (4.8 mm) ID Tubing



N065/025 (-6005)
Straight Through Reduction Connector with 500 Series Barbs,
5/16" (8.0 mm) and 5/32" (4.0 mm) ID Tubing




N065/035 (-6005)
Straight Through Reduction Connector with 500 Series Barbs,
5/16" (8.0 mm) and 3/16" (4.8 mm) ID Tubing



N065/055 (-1 -6005)
Straight Through Reduction Connector with 500 Series Barbs,
5/16" (8.0 mm) and 1/4" (6.4 mm) ID Tubing



LARGE TUBE FITTINGS: Straight Through Reducer



Reference part shown: **N070/013**

Due to size we are not able to display all large tube fittings. Please see www.nordsonmedical.com for part reference. Minimum package quantities vary by tube IDs, please verify minimum package sizes when placing orders.

N070/013 (-6005 -9 -J1A)
Straight Through Reduction Connector with 500 Series Barbs, 3/8" (9.5 mm) and 1/8" (3.2 mm) ID Tubing

N670/630 (-6005)
Straight Through Reduction Connector with 600 Series Barbs, 3/8" (9.5 mm) and 1/8" (3.2 mm) ID Tubing

N070/055 (-0 -6005 -9)
Straight Through Reduction Connector with 500 Series Barbs, 3/8" (9.5 mm) and 1/4" (6.4 mm) ID Tubing

N670/655 (-6005 -9)
Straight Through Reduction Connector with 600 Series Barbs, 3/8" (9.5 mm) and 1/4" (6.4 mm) ID Tubing

N080/055 (-0 -6005)
Straight Through Reduction Connector with 500 Series Barbs, 1/2" (12.7 mm) and 1/4" (6.4 mm) ID Tubing

N680/655 (-6005 -J1A)
Straight Through Reduction Connector with 600 Series Barbs, 1/2" (12.7 mm) and 1/4" (6.4 mm) ID Tubing

N080/070 (-0 -6005)
Straight Through Reduction Connector with 500 Series Barbs, 1/2" (12.7 mm) and 3/8" (9.5 mm) ID Tubing

N680/670 (-6005 -9)
Straight Through Reduction Connector with 600 Series Barbs, 1/2" (12.7 mm) and 3/8" (9.5 mm) ID Tubing

N090/055 (-0)
Straight Through Reduction Connector with 500 Series Barbs, 5/8" (16.0 mm) and 1/4" (6.4 mm) ID Tubing

N690/655 (-6005)
Straight Through Reduction Connector with 600 Series Barbs, 5/8" (16.0 mm) and 1/4" (6.4 mm) ID Tubing

N090/070 (-0)
Straight Through Reduction Connector with 500 Series Barbs, 5/8" (16.0 mm) and 3/8" (9.5 mm) ID Tubing

N690/670 (-6005)
Straight Through Reduction Connector with 600 Series Barbs, 5/8" (16.0 mm) and 3/8" (9.5 mm) ID Tubing

N6100/670 (-6005)
Straight Through Reduction Connector with 600 Series Barbs, 3/4" (19 mm) and 3/8" (9.5 mm) ID Tubing

N100/080 (-0 -6005)
Straight Through Reduction Connector with 500 Series Barbs, 3/4" (19.0 mm) and 1/2" (12.7 mm) ID Tubing

N6100/680 (-6005)
Straight Through Reduction Connector with 600 Series Barbs, 3/4" (19 mm) and 1/2" (12.7 mm) ID Tubing

N6110/680 (-6005)
Straight Through Reduction Connector with 600 Series Barbs, 1" (25.4 mm) and 1/2" (12.7 mm) ID Tubing

N110/100 (-0 -6005)
Straight Through Reduction Connector with 500 Series Barbs, 1" (25.4 mm) and 3/4" (19.0 mm) ID Tubing

N6110/6100 (-6005)
Straight Through Reduction Connector with 600 Series Barbs, 1" (25.4 mm) and 3/4" (19.0 mm) ID Tubing

Technical Assistance

Trying to choose the correct part? Need more material information than is published in this catalog? Call Nordson MEDICAL Technical Support **(970) 267-5200**.

TUBE-TO-TUBE FITTINGS

L10 (-1 -2 -6005 -J1A)

Elbow Connector with Classic Series Barbs, 1/16" (1.6 mm) ID Tubing



L210 (-1 -2 -6005 -J1A)

Elbow Connector with 200 Series Barbs, 1/16" (1.6 mm) ID Tubing



L410 (-1 -6005)

Elbow Connector with 400 Series Barbs, 1/16" (1.6 mm) ID Tubing



L20 (-1 -6005 -J1A)

Elbow Connector with Classic Series Barbs, 3/32" (2.4 mm) ID Tubing



L220 (-1 -6005 -6012 -9002)

Elbow Connector with 200 Series Barbs, 3/32" (2.4 mm) ID Tubing



L420 (-1 -6005 -J1A)

Elbow Connector with 400 Series Barbs, 3/32" (2.4 mm) ID Tubing



L30 (-1 -2 -6005)

Elbow Connector with Classic Series Barbs, 1/8" (3.2 mm) ID Tubing



L230 (-1 -2 -6005 -9 -J1A)

Elbow Connector with 200 Series Barbs, 1/8" (3.2 mm) ID Tubing



L430 (-1 -2 -6005)

Elbow Connector with 400 Series Barbs, 1/8" (3.2 mm) ID Tubing



L40 (-1 -6005 -J1A)

Elbow Connector with Classic Series Barbs, 5/32" (4.0 mm) ID Tubing



L440 (-2)

Elbow Connector with 400 Series Barbs, 5/32" (4.0 mm) ID Tubing



L50 (-1 -2 -6005)

Elbow Connector with Classic Series Barbs, 3/16" (4.8 mm) ID Tubing



L60 (-1 -6005 -J1A)

Elbow Connector with Classic Series Barbs, 1/4" (6.4 mm) ID Tubing




Part Drawings Online!

Nordson MEDICAL provides dimensional drawings available for download for all of its fittings.

www.nordsonmedical.com

LARGE TUBE FITTINGS:

Elbow



Reference part shown: L070

TUBE-TO-TUBE FITTINGS

Due to size we are not able to display all large tube fittings. Please see www.nordsonmedical.com for part reference. Minimum package quantities vary by tube IDs, please verify minimum package sizes when placing orders.

L070 (-6005)

Elbow Connector with 500 Series Barbs, 3/8" (9.5 mm) ID Tubing

L080 (-0 -6005)

Elbow Connector with 500 Series Barbs, 1/2" (12.7 mm) ID Tubing

L090 (-0)

Elbow Connector with 500 Series Barbs, 5/8" (16.0 mm) ID Tubing

L100 (-0 -6005)

Elbow Connector with 500 Series Barbs, 3/4" (19.0 mm) ID Tubing

L110 (-0 -6005)

Elbow Connector with 500 Series Barbs, 1" (25.4 mm) ID Tubing

L6110 (-6005)

Elbow Connector with 600 Series Barbs, 1" (25.4 mm) ID Tubing

CF494 (-6005)

Low-profile Elbow Connector with Custom 600 Series Barbs, 1" (25.4 mm) ID Tubing

TUBE FITTINGS:

Elbow Reducer

L220/210 (-1 -6005 -9 -J1A)

Elbow Reduction Connector with 200 Series Barbs, 3/32" (2.4 mm) and 1/16" (1.6 mm) ID Tubing



L420/410 (-2 -J1A)

Elbow Reduction Connector with 400 Series Barbs, 3/32" (2.4 mm) and 1/16" (1.6 mm) ID Tubing



L230/210 (-1 -2 -6005 -J1A)

Elbow Reduction Connector with 200 Series Barbs, 1/8" (3.2 mm) and 1/16" (1.6 mm) ID Tubing



L230/220 (-1 -2 -6005 -9 -J1A)

Elbow Reduction Connector with 200 Series Barbs, 1/8" (3.2 mm) and 3/32" (2.4 mm) ID Tubing



L430/420 (-1 -2 -J1A)

Elbow Reduction Connector with 400 Series Barbs, 1/8" (3.2 mm) and 3/32" (2.4 mm) ID Tubing



Need Samples for Evaluation?

You can call to request most of our standard product in quantities of 5, or less, for free application evaluation.

+1 (970) 267-5200 Toll Free: (888) 404-5837

LARGE TUBE FITTINGS: Elbow Reducer



Reference part shown: **L070/055**

Due to size we are not able to display all large tube fittings. Please see www.nordsonmedical.com for part reference. Minimum package quantities vary by tube IDs, please verify minimum package sizes when placing orders.

L070/055 (-0 -6005)

Elbow Reduction Connector with 500 Series Barbs, 3/8" (9.5 mm) and 1/4" (6.4 mm) ID Tubing

L080/070 (-0)

Elbow Reduction Connector with 500 Series Barbs, 1/2" (12.7 mm) and 3/8" (9.5 mm) ID Tubing

L100/080 (-0)

Elbow Reduction Connector with 500 Series Barbs, 3/4" (19.0 mm) and 1/2" (12.7 mm) ID Tubing

L110/100 (-0)

Elbow Reduction Connector with 500 Series Barbs, 1" (25.4 mm) and 3/4" (19.0 mm) ID Tubing

TUBE FITTINGS:

Tee

T10 (-1 -6005 -J1A)

Tee Connector with Classic Series Barbs, 1/16" (1.6 mm) ID Tubing



T210 (-1 -2 -6005 -9 -J1A)

Tee Connector with 200 Series Barbs, 1/16" (1.6 mm) ID Tubing



T410 (-1 -6005)

Tee Connector with 400 Series Barbs, 1/16" (1.6 mm) ID Tubing



T20 (-1 -6005 -J1A)

Tee Connector with Classic Series Barbs, 3/32" (2.4 mm) ID Tubing



T220 (-1 -2 -6005 -6012 -J1A)

Tee Connector with 200 Series Barbs, 3/32" (2.4 mm) ID Tubing



TUBE FITTINGS:

Tee

T420 (-1 -6005 -J1A)

Tee Connector with 400 Series Barbs, 3/32" (2.4 mm) ID Tubing



T30 (-1 -2 -6005 -9 -J1A)

Tee Connector with Classic Series Barbs, 1/8" (3.2 mm) ID Tubing



T230 (-1 -2 -5 -6005 -9 -J1A)

Tee Connector with 200 Series Barbs, 1/8" (3.2 mm) ID Tubing



T430 (-1 -6005 -9002 -J1A)

Tee Connector with 400 Series Barbs, 1/8" (3.2 mm) ID Tubing



T013 (-6005)

Tee Connector with 500 Series Barbs, 1/8" (3.2 mm) ID Tubing



T40 (-1 -6005 -J1A)

Tee Connector with Classic Series Barbs, 5/32" (4 mm) ID Tubing



T250 (-1 -2 -6005 -J1A)

Tee Connector with 200 Series Barbs, 3/16" (4.8 mm) ID Tubing



T60 (-1 -2 -6005 -J1A)

Tee Connector with Classic Series Barbs, 1/4" (6.4 mm) ID Tubing



TUBE FITTINGS:

Tee

T055 (-6005)

Tee Connector with 500 Series Barbs, 1/4" (6.4 mm) ID Tubing



LARGE TUBE-TO-TUBE:

Tee



Reference part shown: T070

Due to size we are not able to display all large tube fittings. Please see www.nordsonmedical.com for part reference. Minimum package quantities vary by tube IDs, please verify minimum package sizes when placing orders.

T070 (-6005 -9)

Tee Connector with 500 Series Barbs, 3/8" (9.5 mm) ID Tubing

T670 (-1 -6005)

Tee Connector with 600 Series Barbs, 3/8" (9.5 mm) ID Tubing

T080 (-0 -6005)

Tee Connector with 500 Series Barbs, 1/2" (12.7 mm) ID Tubing

T680 (-6005 -J1A)

Tee Connector with 600 Series Barbs, 1/2" (12.7 mm) ID Tubing

T690 (-6005)

Tee Connector with 600 Series Barbs, 5/8" (16.0 mm) ID Tubing

T100 (-6005)

Tee Connector with 500 Series Barbs, 3/4" (19.0 mm) ID Tubing

T6100 (-6005)

Tee Connector with 600 Series Barbs, 3/4" (19.0 mm) ID Tubing

T110 (-0)

Tee Connector with 500 Series Barbs, 1" (25.4 mm) ID Tubing

T6110 (-6005)

Tee Connector with 600 Series Barbs, 1" (25.4 mm) ID Tubing

TUBE FITTINGS:

Tee Reducer

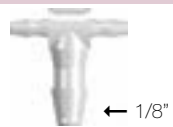
T410/420 (-2 -6005)

Tee Reduction Connector with 400 Series Barbs, 1/16" (1.6 mm) and 3/32" (2.4 mm) ID Tubing



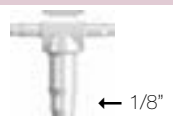
T210/230 (-1 -6005 -9)

Tee Reduction Connector with 200 Series Barbs, 1/16" (1.6 mm) and 1/8" (3.2 mm) ID Tubing



T410/430 (-2 -6005)

Tee Reduction Connector with 400 Series Barbs, 1/16" (1.6 mm) and 1/8" (3.2 mm) ID Tubing




T220/210 (-1 -2 -6005 -9 -J1A)

Tee Reduction Connector with 200 Series Barbs, 3/32" (2.4 mm) and 1/16" (1.6 mm) ID Tubing



T220R210 (-2 -9 -J1A)

Tee Reduction Connector with 200 Series Barbs, 3/32" (2.4 mm) and 1/16" (1.6 mm) ID Tubing



T420/410 (-2)

Tee Reduction Connector with 400 Series Barbs, 3/32" (2.4 mm) and 1/16" (1.6 mm) ID Tubing



T420R410 (-1 -2 -J1A)

Tee Reduction Connector with 400 Series Barbs, 3/32" (2.4 mm) and 1/16" (1.6 mm) ID Tubing



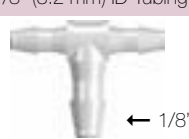
T210/220 (-1 -6005 -9)

Tee Reduction Connector with 200 Series Barbs, 3/32" (2.4 mm) and 1/16" (1.6 mm) ID Tubing



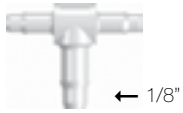
T220/230 (-1 -6005 -9)

Tee Reduction Connector with 200 Series Barbs, 3/32" (2.4 mm) and 1/8" (3.2 mm) ID Tubing




T420/430 (-1)

Tee Reduction Connector with 400 Series Barbs, 3/32" (2.4 mm) and 1/8" (3.2 mm) ID Tubing



T230/210 (-1 -2 -6005 -J1A)

Tee Reduction Connector with 200 Series Barbs, 1/8" (3.2 mm) and 1/16" (1.6 mm) ID Tubing




T230R210 (-1 -9)

Tee Reduction Connector with 200 Series Barbs, 1/8" (3.2 mm) and 1/16" (1.6 mm) ID Tubing



T430/410 (-2 -J1A)

Tee Reduction Connector with 400 Series Barbs, 1/8" (3.2 mm) and 1/16" (1.6 mm) ID Tubing



T430R410 (-1 -2 -6005 -J1A)

Tee Reduction Connector with 400 Series Barbs, 1/8" (3.2 mm) and 1/16" (1.6 mm) ID Tubing



T230/220 (-1 -2 -6005 -9 -J1A)

Tee Reduction Connector with 200 Series Barbs, 1/8" (3.2 mm) and 3/32" (2.4 mm) ID Tubing




T230R220 (-6005 -9 -J1A)

Tee Reduction Connector with 200 Series Barbs, 1/8" (3.2 mm) and 3/32" (2.4 mm) ID Tubing




T430/420 (-1 -2 -3 -J1A)

Tee Reduction Connector with 400 Series Barbs, 1/8" (3.2 mm) and 3/32" (2.4 mm) ID Tubing




T430R420 (-2 -J1A)

Tee Reduction Connector with 400 Series Barbs, 1/8" (3.2 mm) and 3/32" (2.4 mm) ID Tubing




T360/220 (-2 -6005 -9)

Tee Reduction Connector with 200 and 300 Series Barbs, 1/4" (6.4 mm) and 3/32" (2.4 mm) ID Tubing



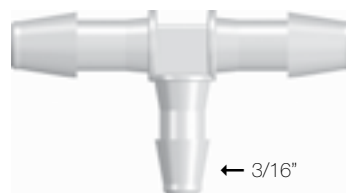
T360/230 (-1 -6005 -9)

Tee Reduction Connector with 200 and 300 Series Barbs, 1/4" (6.4 mm) and 1/8" (3.2 mm) ID Tubing



T360/250 (-1 -2 -9)

Tee Reduction Connector with 200 and 300 Series Barbs, 1/4" (6.4 mm) and 3/16" (4.8 mm) ID Tubing



Need it Fast?

You can order any of our 9,600+ parts online now with no order \$ minimums, 24 hours a day, 7 days a week!

www.nordsonmedical.com

Need More Details?

Part drawings, minimum order quantities, and CAD requests can be found online. Visit www.nordsonmedical.com or contact Sales at FMF-sales@nordsonmedical.com.



TUBE-TO-TUBE FITTINGS

Reference part shown: T070/055

Due to size we are not able to display all large tube fittings. Please see www.nordsonmedical.com for part reference. Minimum package quantities vary by tube IDs, please verify minimum package sizes when placing orders.

T070/055 (-0 -6005 -9)
Tee Reduction Connector with 500 Series Barbs, 3/8" (9.5 mm) and 1/4" (6.4 mm) ID Tubing

T080/055 (-0 -6005)
Tee Reduction Connector with 500 Series Barbs, 1/2" (12.7 mm) and 1/4" (6.4 mm) ID Tubing

T080/070 (-6005)
Tee Reduction Connector with 500 Series Barbs, 1/2" (12.7 mm) and 3/8" (9.5 mm) ID Tubing

T100/080 (-0 -6005 -9)
Tee Reduction Connector with 500 Series Barbs, 3/4" (19.0 mm) and 1/2" (12.7 mm) ID Tubing

T110/100 (-0 -6005)
Tee Reduction Connector with 500 Series Barbs, 1" (25.4 mm) and 3/4" (19.0 mm) ID Tubing

T670/655 (-6005)
Tee Reduction Connector with 600 Series Barbs, 3/8" x 2 (9.5 mm) and 1/4" (6.4 mm) ID Tubing

T680/655 (-6005)
Tee Reduction Connector with 600 Series Barbs, 1/2" x 2 (12.7 mm) and 1/4" (6.4 mm) ID Tubing

T680/670 (-6005)
Tee Reduction Connector with 600 Series Barbs, 1/2" x 2 (12.7 mm) and 3/8" (9.5 mm) ID Tubing

T6100/670 (-6005)
Tee Reduction Connector with 600 Series Barbs, 3/4" x 2 (19.0 mm) and 3/8" (9.5 mm) ID Tubing

T6100/680 (-6005)
Tee Reduction Connector with 600 Series Barbs, 3/4" x 2 (19.0 mm) and 1/2" (12.7 mm) ID Tubing

T6110/6100 (-6005)
Tee Reduction Connector with 600 Series Barbs, 1" x 2 (25.4 mm) and 3/4" (19.0 mm) ID Tubing

Y210 (-1 -2 -6005 -9 -J1A)
Y Connector with 200 Series Barbs, 1/16" (1.6 mm) ID Tubing



Y410 (-6005)
Y Connector with 400 Series Barbs, 1/16" (1.6 mm) ID Tubing



Y220 (-1 -2 -6005 -9 -J1A)
Y Connector with 200 Series Barbs, 3/32" (2.4 mm) ID Tubing



Y420 (-1 -6005)
Y Connector with 400 Series Barbs, 3/32" (2.4 mm) ID Tubing



Y230 (-1 -2 -6005 -9 -9002 -9010 -J1A)
Y Connector with 200 Series Barbs, 1/8" (3.2 mm) ID Tubing



Y430 (-1 -2 -6005)
Y Connector with 400 Series Barbs, 1/8" (3.2 mm) ID Tubing



Y013 (-6005)
Y Connector with 500 Series Barbs, 1/8" (3.2 mm) ID Tubing



Y240 (-1 -6005 -9 -J1A)
Y Connector with 200 Series Barbs, 5/32" (4.0 mm) ID Tubing



Y250 (-1 -6005 -9 -J1A)

Y Connector with 200 Series Barbs, 3/16" (4.8 mm) ID Tubing



Y055 (-6005)

Y Connector with 500 Series Barbs, 1/4" (6.4 mm) ID Tubing



Y450 (-1 -6005 -6012)

Y Connector with 400 Series Barbs, 3/16" (4.8 mm) ID Tubing



LARGE TUBE FITTINGS:

Y260 (-1 -2 -6005 -9 -9002 -J1A)

Y Connector with 200 Series Barbs, 1/4" (6.4 mm) ID Tubing



Y460 (-1 -6005 -9 -J1A)

Y Connector with 400 Series Barbs, 1/4" (6.4 mm) ID Tubing



Reference part shown: Y070

Due to size we are not able to display all large tube fittings. Please see www.nordsonmedical.com for part reference. Minimum package quantities vary by tube IDs, please verify minimum package sizes when placing orders.

Y070 (-6005)

Y Connector with 500 Series Barbs, 3/8" (9.5 mm) ID Tubing

Y670 (-6005 -9 -J1A)

Y Connector with 600 Series Barbs, 3/8" (9.5 mm) ID Tubing

Y080 (-0 -6005)

Y Connector with 500 Series Barbs, 1/2" (12.7 mm) ID Tubing

Y680 (-6005 -J1A)

Y Connector with 600 Series Barbs, 1/2" (12.7 mm) ID Tubing

Y090 (-0 -6005 -J1A)

Y Connector with 500 Series Barbs, 5/8" (16.0 mm) ID Tubing

Y690 (-6005)

Y Connector with 600 Series Barbs, 5/8" (16.0 mm) ID Tubing

Y100 (-0 -6005 -J1A)

Y Connector with 500 Series Barbs, 3/4" (19.0 mm) ID Tubing

Y6100 (-6005)

Y Connector with 600 Series Barbs, 3/4" (19.0 mm) ID Tubing

Y110 (-6005)

Y Connector with 500 Series Barbs, 1" (25.4 mm) ID Tubing

Y6110 (-6005)

Y Connector with 600 Series Barbs, 1" (25.4 mm) ID Tubing

LARGE TUBE FITTINGS:

Y Reducer



TUBE-TO-TUBE FITTINGS

Reference part shown: **Y655/670**

Due to size we are not able to display all large tube fittings. Please see www.nordsonmedical.com for part reference. Minimum package quantities vary by tube IDs, please verify minimum package sizes when placing orders.

Y630/655 (-6005)

Y Reduction Connector with 600 Series Barbs, 1/8" x 2 (3.2 mm) and 1/4" (6.4 mm) ID Tubing

Y655/670 (-6005)

Y Reduction Connector with 600 Series Barbs, 1/4" x 2 (6.4 mm) and 3/8" (9.5 mm) ID Tubing

Y670/680 (-6005)

Y Reduction Connector with 600 Series Barbs, 3/8" x 2 (9.5 mm) and 1/2" (12.7 mm) ID Tubing

Y6100/6110 (-6005)

Y Reduction Connector with 600 Series Barbs, 3/4" x 2 (19.0 mm) and 1" (25.4 mm) ID Tubing

TUBE FITTINGS:

Multiport

3PF210 (-6005)

Three-Port F Style Manifold with 200 Series Barbs for 1/16" (1.6 mm) ID Tubing



3PF220 (-6005)

Three-Port F Style Manifold with 200 Series Barbs for 3/32" (2.4 mm) ID Tubing




3PF230 (-1 -6005)

Three-Port F Style Manifold with 200 Series Barbs for 1/8" (3.2 mm) ID Tubing



4PX210 (-1 -6005)

Four-Port Cross Style Manifold with 200 Series Barbs for 1/16" (1.6 mm) ID Tubing




TUBE FITTINGS:

Multiport


4PX220 (-1 -6005)

Four-Port Cross Style Manifold with 200 Series Barbs for 3/32" (2.4 mm) ID Tubing




4PX230 (-1 -6005)

Four-Port Cross Style Manifold with 200 Series Barbs for 1/8" (3.2 mm) ID Tubing



LARGE TUBE FITTINGS:

Multiport



Reference part shown: **4PX670**

Due to size we are not able to display all large tube fittings. Please see www.nordsonmedical.com for part reference. Minimum package quantities vary by tube IDs, please verify minimum package sizes when placing orders.

4PX655 (-6005)

Four-Port Cross Style Manifold with 600 Series Barbs for 1/4" (6.4 mm) ID Tubing

4PX670 (-6005)

Four-Port Cross Style Manifold with 600 Series Barbs for 3/8" (9.5 mm) ID Tubing

4PX680 (-6005)

Four-Port Cross Style Manifold with 600 Series Barbs for 1/2" (12.7 mm) ID Tubing

4PX6100 (-6005)

Four-Port Cross Style Manifold with 600 Series Barbs for 3/4" (19.0 mm) ID Tubing

4PX6110 (-6005)

Four-Port Cross Style Manifold with 600 Series Barbs for 1" (25.4 mm) ID Tubing



Reference part shown: 4PX670/655

Due to size we are not able to display all large tube fittings. Please see www.nordsonmedical.com for part reference. Minimum package quantities vary by tube IDs, please verify minimum package sizes when placing orders.

4PX670/655 (-6005)

Four-Port Cross Style Manifold with 600 Series Barbs for 3/8" (9.5 mm) and 1/4" x 3 (6.4 mm) ID Tubing

4PX680/670 (-6005)

Four-Port Cross Style Manifold with 600 Series Barbs for 1/2" (12.7 mm) and 3/8" x 3 (9.5 mm) ID Tubing

4PX6110/6100 (-6005)

Four-Port Cross Style Manifold with 600 Series Barbs for 1" (25.4 mm) and 3/4" x 3 (19.0 mm) ID Tubing

TUBE FITTINGS:
Multiport

4PDL220 (-1)

Four-Port Double Elbow Style Manifold with 200 Series Barbs, 3/32" (2.4 mm) ID Tubing



4PLL210 (-6005)

Four-Port Thru Flow Double Elbow Style Manifold with 200 Series Barbs, 1/16" (1.6 mm) ID Tubing



4PLL220 (-1 -6005 -9)

Four-Port Thru Flow Double Elbow Style Manifold with 200 Series Barbs, 3/32" (2.4 mm) ID Tubing




4PLL230 (-1 -2 -6005)

Four-Port Thru Flow Double Elbow Style Manifold with 200 Series Barbs, 1/8" (3.2 mm) ID Tubing




6PDT220 (-6005)

Six-Port Double T Style Manifold with 200 Series Barbs for 3/32" (2.4 mm) ID Tubing




6PDT230 (-1)

Six-Port Double T Style Manifold with 200 Series Barbs for 1/8" (3.2 mm) ID Tubing



6PTT230 (-6005)

Six-Port Thru Flow Double T Style Manifold with 200 Series Barbs for 1/8" (3.2 mm) ID Tubing



TUBE FITTINGS:

Press-In Plugs

TUBE-TO-TUBE FITTINGS

PIP10 (-1 -6005 -J1A)

Press-In Plug with Classic Series Barb, 1/16" (1.6 mm) ID Tubing



PIP210 (-1 -2)

Press-In Plug with 200 Series Barb, 1/16" (1.6 mm) ID Tubing



PIP20 (-6005 -J1A)

Press-In Plug with Classic Series Barb, 3/32" (2.4 mm) ID Tubing



PIP220 (-1 -2 -6005 -6012 -J1A)

Press-In Plug with 200 Series Barb, 3/32" (2.4 mm) ID Tubing



PIP30 (-1 -6005 -J1A)

Press-In Plug with Classic Series Barb, 1/8" (3.2 mm) ID Tubing



PIP230 (-1 -6005 -6012 -J1A)

Press-In Plug with 200 Series Barb, 1/8" (3.2 mm) ID Tubing



PIP40 (-6005 -J1A)

Press-In Plug with Classic Series Barb, 5/32" (4.0 mm) ID Tubing



PIP240 (-1 -2)

Press-In Plug with 200 Series Barb, 5/32" (4.0 mm) ID Tubing



PIP50 (-1 -6005 -J1A)

Press-In Plug with Classic Series Barb, 3/16" (4.8 mm) ID Tubing




PIP60 (-6005 -J1A)

Press-In Plug with Classic Series Barb, 1/4" (6.4 mm) ID Tubing



LARGE TUBE FITTINGS:

Press-In Plugs



Reference part shown: PIP080

Due to size we are not able to display all large tube fittings. Please see www.nordsonmedical.com for part reference. Minimum package quantities vary by tube IDs, please verify minimum package sizes when placing orders.

PIP070 (-6005)

Press-In Plug with 500 Series Barb, 3/8" (9.5 mm) ID Tubing

PIP670 (-6005)

Press-In Plug with 600 Series Barb, 3/8" (9.5 mm) ID Tubing

PIP080 (-6005)

Press-In Plug with 500 Series Barb, 1/2" (12.7 mm) ID tubing

PIP680 (-6005)

Press-In Plug with 600 Series Barb, 1/2" (12.7 mm) ID Tubing

PIP6100 (-6005)

Press-In Plug with 600 Series Barb, 3/4" (19.0 mm) ID Tubing

PIP6110 (-6005)

Press-In Plug with 600 Series Barb, 1" (25.4 mm) ID Tubing

TUBE FITTINGS:

Ultrasonically Weldable Barb

U10 (-1 -2 -9)

Ultrasonically Weldable Fitting to Classic Series Barb, 1/16" (1.6 mm) ID Tubing



U20 (-1 -7)

Ultrasonically Weldable Fitting to Classic Series Barb, 3/32" (2.4 mm) ID Tubing



U30 (-1 -7)

Ultrasonically Weldable Fitting to Classic Series Barb, 1/8" (3.2 mm) ID Tubing



TUBE FITTINGS PANEL MOUNTS: Straight Through and Reducer

PMK210 (-1 -6005)

Panel Mount Connector 10-32 UNF to 200 Series Barbs, 1/16" (1.6 mm) ID Tubing



PMK220 (-1 -6005)

Panel Mount Connector 10-32 UNF to 200 Series Barbs, 3/32" (2.4 mm) ID Tubing



PMS230 (-1 -6005)

Panel Mount Connector 1/4-28 UNF to 200 Series Barbs, 1/8" (3.2 mm) ID Tubing



PMS230-210 (-1 -6005 -J1A)

Panel Mount Reduction Connector 1/4-28 UNF to 200 Series Barbs, 1/8" (3.2 mm) and 1/16" (1.6 mm) ID Tubing



PMS230-220 (-6005)

Panel Mount Reduction Connector 1/4-28 UNF to 200 Series Barbs, 1/8" (3.2 mm) and 3/32" (2.4 mm) ID Tubing



TUBE FITTINGS PANEL MOUNT ACCESSORIES: Lock Nuts and Color Coding Rings

CCR (-1 -2 -3 -07)

Color Coded Ring (For use with PMS, PMK, FTLLB or FTLLB panel mount fittings)



CCLR (-1 -2 -3 -4 -5 -06 -07)

Color Coded Lock Ring (For use with PMS, PMK, FTLLB or FTLLB panel mount fittings)



PMKN (-XO)

Panel Mount Nut 10-32 UNF with 3/8" Hex (For use with PMK panel mount fittings)



PMSN (-XO)

Panel Mount Nut 1/4-28 UNF with 7/16" Hex (For use with PMS, FTLLB, and FTLLB panel mount fittings)



LNS (-1 -2 -3 -4 -5 -06 -07 -J1A)

1/4-28 UNF Panel Mount Lock Nut (For use with PMS, FTLLB or FTLLB panel mount fittings)



Select the Correct Lock Nut for Your Panel Mount:

PART	Dimension A	Use Lock Nut
PMK Series	.193"	PMKN
PMS Series	.255"	PMSN or LNS

