

EVERIS™ LQ6 SERIES CONNECTOR

Everis™ LQ6 Series quick disconnect couplings feature 3/8" flow for liquid cooling of electronics applications. Everis LQ6 connectors offer a high-flow capacity to optimize liquid cooling system performance. The couplings' patented design offers reliable long-term connections and the non-spill valves provide drip-free connections and disconnections to protect sensitive equipment. FKM, FVMQ and EPDM seals are standard options for compatibility with dielectric or glycol/water coolants. For other material and termination options see your regional CPC sales representative.



SPECIFICATIONS

PRESSURE: Vacuum to 120 psi, 8.3 bar

TEMPERATURE:

Operating: 0°F to 240°F (-17°C to 115°C)

Storage/Shipping:

-40°F to 240°F (-40°C to 115°C)

MAXIMUM FLOW AT DISCONNECT:

5.0 gal/min, 11.3L/min

MATERIALS:

Main Components:

Nickel-chrome plated brass

Valves and Thumb latch: Polysulfone

Valve Springs (wetted): Stainless steel

External spring: Stainless steel

Seals: EPDM standard (FKM, FVMQ options)

Compliance: RoHS, REACH

COLOR: Chrome with Cool Blue or Warm Red

TUBING SIZES:

3/8" to 1/2" ID, 9.5mm to 12.7mm ID

LUBRICANTS: Krytox® PFPE

SPILLAGE:

0.03 cc per disconnect rated at 0 psi

0.03 cc per disconnect rated at 120 psi

AIR INCLUSION:

0.33 cc per connect

FLOW COEFFICIENT: Cv ~2.2 (1.9 Kv)

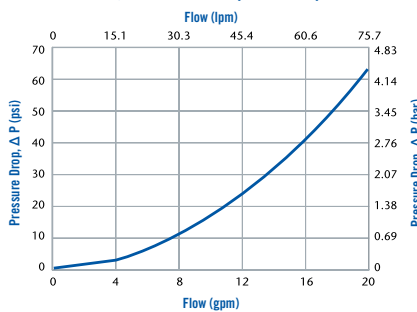
WARNING: Pressure, temperature, chemicals, and operating environment can affect the performance of couplings. It is the customer's responsibility to test the suitability of CPC's products in their own application conditions.

FEATURES

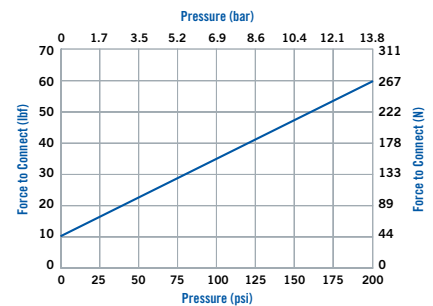
- Non-spill valve → Disconnect under pressure with no spills
- Redundant multi-lobed seals → Extra protection from leak-causing contaminants and debris
- High flow capacity with low pressure drop → Efficient, cost-effective cooling system
- EPDM, FKM or FVMQ seals → Compatibility with common coolants (e.g. glycol/water, mineral oil) and application temperatures
- Ergonomic body and latch design → Simple, intuitive one-handed operation
- Audible click → Connection assurance
- Color coding → Instant visual identification of cooling lines
- Low profile → Meets size requirements for space-constrained electronics
- Swivel connection → Allows user to orient latch or tube to facilitate installation and maintenance
- Single-piece options for insert → Space saving

BENEFITS

LQ6 WATER FLOW (0-20 GPM)

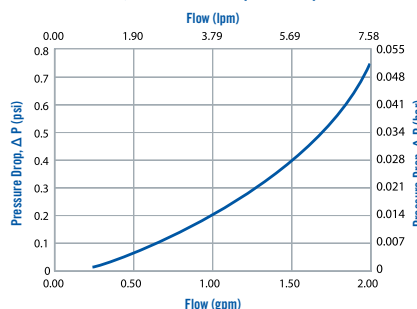


LQ6 FORCE TO CONNECT



These graphs are intended to give you a general idea of the performance capabilities of each product line. Contact CPC for flow of a particular coupling combination.







LQ6 WATER FLOW (0-2 GPM)









cpcworldwide.com/Everis-LQ6

EVERIS™ LQ6 SERIES DIMENSIONS

COUPLING BODIES - Nickel-chrome plated brass

TERMINATION	TUBING/THREAD SIZE	METRIC EQ.	SHUTOFF	HEX	A	B	C
	IN-LINE LOCKING HOSE BARB	3/8" ID	9.5mm ID	LQ6D17006LRED	1.19 (30.1)	2.96 (75.1)	2.08 (52.8)
		3/8" ID	9.5mm ID	LQ6D17006LBLU	1.19 (30.1)	2.96 (75.1)	2.08 (52.8)
		1/2" ID	12.7mm ID	LQ6D17008LRED	1.19 (30.1)	3.08 (78.2)	2.08 (52.8)
		1/2" ID	12.7mm ID	LQ6D17008LBLU	1.19 (30.1)	3.08 (78.2)	2.08 (52.8)
	IN-LINE HOSE BARB	3/8" ID	9.5mm ID	LQ6D17006RED	1.19 (30.1)	2.73 (69.3)	2.08 (52.8)
		3/8" ID	9.5mm ID	LQ6D17006BLU	1.19 (30.1)	2.73 (69.3)	2.08 (52.8)
		1/2" ID	12.7mm ID	LQ6D17008RED	1.19 (30.1)	2.73 (69.3)	2.08 (52.8)
		1/2" ID	12.7mm ID	LQ6D17008BLU	1.19 (30.1)	2.73 (69.3)	2.08 (52.8)
	IN-LINE STRAIGHT THREAD PORT SAE	3/8 SAE-6: 9/16-18 ¹		LQ6D30006RED	1"	2.47 (62.7)	2.08 (52.8)
		3/8 SAE-6: 9/16-18 ¹		LQ6D30006BLU	1"	2.47 (62.7)	2.08 (52.8)
		1/2 SAE-8: 3/4-16 ¹		LQ6D30008RED	1"	2.52 (64.0)	2.08 (52.9)
		1/2 SAE-8: 3/4-16 ¹		LQ6D30008BLU	1"	2.52 (64.0)	2.08 (52.9)
	IN-LINE PIPE THREAD	3/8" NPT		LQ6D10006RED	1"	2.58 (65.5)	2.08 (52.8)
		3/8" NPT		LQ6D10006BLU	1"	2.58 (65.5)	2.08 (52.8)
	IN-LINE PTF	3/8" ID x 1/2" OD		LQ6D13008RED	1"	2.91 (73.9)	2.09 (53.0)
		3/8" ID x 1/2" OD		LQ6D13008BLU	1"	2.91 (73.9)	2.09 (53.0)
	IN-LINE THREAD G / BSPP	G3/8 ²		LQ6D31006RED	26mm	2.59 (67.3)	2.15 (54.6)
		G3/8 ²		LQ6D31006BLU	26mm	2.59 (67.3)	2.15 (54.6)
		G1/2 ²		LQ6D31008RED	26mm	2.59 (67.3)	2.15 (54.6)
		G1/2 ²		LQ6D31008BLU	26mm	2.59 (67.3)	2.15 (54.6)

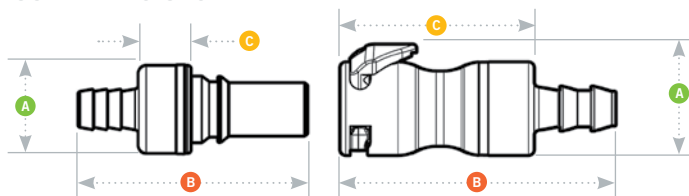
COUPLING INSERTS - Nickel-chrome plated brass

TERMINATION	TUBING/THREAD SIZE	METRIC EQ.	SHUTOFF	HEX	A	B	C
	IN-LINE LOCKING HOSE BARB	3/8" ID	9.5mm ID	LQ6D22006LRED	1.0 (25.3)	2.79 (70.7)	0.65 (16.4)
		3/8" ID	9.5mm ID	LQ6D22006LBLU	1.0 (25.3)	2.79	0.65 (16.4)
		1/2" ID	12.7mm ID	LQ6D22008LRED	1.0 (25.3)	2.91	0.65 (16.4)
		1/2" ID	12.7mm ID	LQ6D22008LBLU	1.0 (25.3)	2.91	0.65 (16.4)
	IN-LINE HOSE BARB	3/8" ID	9.5mm ID	LQ6D22006RED	1.0 (25.3)	2.56 (65.0)	0.65 (16.4)
		3/8" ID	9.5mm ID	LQ6D22006BLU	1.0 (25.3)	2.56 (65.0)	0.65 (16.4)
		1/2" ID	12.7mm ID	LQ6D22008RED	1.0 (25.3)	2.56 (65.0)	0.65 (16.4)
		1/2" ID	12.7mm ID	LQ6D22008BLU	1.0 (25.3)	2.56 (65.0)	0.65 (16.4)
	IN-LINE STRAIGHT THREAD PORT SAE	3/8 SAE-6: 9/16-18 ¹		LQ6D46006RED	1"	1.10 (27.9)	0.65 (16.4)
		3/8 SAE-6: 9/16-18 ¹		LQ6D46006BLU	1"	1.10 (27.9)	0.65 (16.4)
		1/2 SAE-8: 3/4-16 ^{1,3}		LQ6D46008RED	7/8"	1.10 (27.9)	0.25 (6.4)
		1/2 SAE-8: 3/4-16 ^{1,3}		LQ6D46008BLU	7/8"	1.10 (27.9)	0.25 (6.4)
	IN-LINE PIPE THREAD	3/8" NPT		LQ6D24006RED	1"	2.41 (61.2)	0.65 (16.4)
		3/8" NPT		LQ6D24006BLU	1"	2.41 (61.2)	0.65 (16.4)
	IN-LINE PTF	3/8" ID x 1/2" OD		LQ6D20008RED	1"	2.74 (69.6)	0.65 (16.6)
		3/8" ID x 1/2" OD		LQ6D20008BLU	1"	2.74 (69.6)	0.65 (16.6)
	IN-LINE THREAD G / BSPP	G3/8 ²		LQ6D47006RED	26mm	2.42 (61.5)	0.72 (18.2)
		G3/8 ²		LQ6D47006BLU	26mm	2.42 (61.5)	0.72 (18.2)
		G1/2 ^{2,3}		LQ6D47008RED	26mm	2.04 (51.8)	0.28 (7.0)
		G1/2 ^{2,3}		LQ6D47008BLU	26mm	2.04 (51.8)	0.28 (7.0)

For FKM seal option, add V suffix to part number. Example: LQ6D17006BLUV
 For FVMQ seal option, add FLS suffix to part number. Example: LQ6D17006BLUFLS

¹All SAE terminations are compatible with SAE J1926-1 ports.
²All G (BSPP) terminations are compatible with ISO 1179-1 ports.
³One-piece design

PRODUCT DIMENSIONS



- A = Height/Diameter
- B = Total Length
- C = Connected Length

All measurements are in inches (millimeters) unless otherwise noted.